

# Texaa®

## ENVIRONMENTAL AND HEALTH PRODUCT DECLARATION

FICHE DE DECLARATION ENVIRONNEMENTALE ET SANITAIRE

### Velio acoustic curtains (without installation accessories)

In accordance with standards NF EN ISO 14025,  
NF EN 15804+A2 and its national French addition NF EN 15804+A2/CN

Individual EHPD  
January 2026



EHPD version : 1.0

INIES registration number : 20260148512



**EHPD MADE BY :**

FRD-CODEM

56 rue André Durouchez

80080 AMIENS

Phone : +33 (0)3.64.57.12.60



## 1. Warning

---

The information contained in this declaration is provided under the responsibility of the company "TEXAA" (producer of the EHPD) in accordance with NF EN 15804+A2 and the national supplement NF EN 15804+A2/CN.

Any use, in whole or in part, of the information provided in this document must be accompanied by a complete reference to the original EHPD and its producer, who can provide a complete copy.

It should be noted that the results of the study are based solely on facts, circumstances, and assumptions that were submitted during the study. If these facts, circumstances, and assumptions differ, the results are likely to change.

Furthermore, the results of the study should be considered as a whole, in light of the assumptions, and not taken in isolation.

The CEN standard EN 15804+A2 serves as the Rules for the Definition of Product Categories (RCP).

*NOTE:* 'EPD' is more commonly used than 'EHPD' in English to refer to an Environmental Product Declaration. The literal translation of 'EPD' (Environmental Product Declaration) into French is 'DEP' (Déclaration Environnementale de Produit). However, in France, the term FDES (Fiche de Déclaration Environnementale et Sanitaire) is more common because it combines environmental and health information about the product. Therefore, the FDES is an EPD supplemented by health information, which becomes an EHPD in English.

## 2. Reading guide

---

The display of inventory data complies with the requirements of the NF EN 15804+A1 standard. In the following tables 2.53E-06 should be read:  $2.53 \times 10^{-6}$  (scientific writing).

The units used are specified in front of each flow, they are:

- the kilogram "kg",
- the cubic metre "m<sup>3</sup>",
- the kilowatt-hour "kWh",
- the megajoule "MJ",
- the square meter "m<sup>2</sup>".

Abbreviations:

- EHPD : Environmental and Health Product Declaration
- LCA: Life Cycle Assessment
- RSL : Reference Service Life
- FU: Functional Unit
- CV : Calorific Value

### 3. Precautions for using the EHPD in product comparisons

---

EHPD for construction products are not comparable if they do not comply with standard NF EN 15804+A2.

Standard NF EN 15804+A2 defines in § 5.3 Comparability of EHPD for construction products, the conditions under which construction products can be compared, based on the information provided by the EHPD :

“Therefore, a comparison of the environmental performance of construction products using EHPD information must be based on the use of the products and their impact on the building, and must take into account the entire life cycle (all information modules).”

NOTE 1: Outside the framework of a building's environmental assessment, EHPD are not tools for comparing construction products and services.

NOTE 2: To assess the contribution of buildings to sustainable development, a comparison of environmental aspects and impacts must be undertaken in conjunction with the socio-economic aspects and impacts relating to the building.

NOTE 3: Reference values are necessary for interpreting a comparison.

## TABLE OF CONTENTS

1. Warning.....	2
2. Reading guide.....	2
3. Precautions for using the EHPD in product comparisons .....	3
4. Introduction .....	5
5. General information.....	5
6. Description of the functional unit and the product.....	6
7. Life cycle stages.....	8
<b>7.1 Production stage : A1-A3</b> .....	8
<b>7.2 Construction stage: A4-A5</b> .....	9
<b>7.3 Use stage (excluding potential savings) : B1-B7</b> .....	10
<b>7.4 End of life : C1-C4</b> .....	10
<b>7.5 Potential for recycling/reuse/recovery : D</b> .....	10
8. Information for calculating the Life Cycle Assessment.....	11
9. Life Cycle Assessment results.....	12
10. Additional information on the release of hazardous substances into indoor air, soil, and water during the period of use.....	19
11. Contribution of the product to indoor quality of life (hygrothermal, acoustic, visual, and olfactory comfort).....	20
12. References .....	21

## 4. Introduction

The framework used for the presentation of the environmental product declaration is based on the national supplement NF EN 15804+A2/CN and the INIES program.

A report accompanying the declaration has been drawn up and can be consulted, subject to a confidentiality agreement, at the headquarters of "TEXAA".

The information contained in this declaration is provided under the responsibility of "TEXAA".

The purpose of this study is to register this EHPD in the INIES database.

The declaration was produced within FRD-CODEM by Mathilde PASTOL and Fanny BERNOU. Contact: [pastolmathilde@batlab.fr](mailto:pastolmathilde@batlab.fr) / [bernoufanny@batlab.fr](mailto:bernoufanny@batlab.fr).

**Contact :**  
Arnaud CALVET  
[acalvet@texaa.fr](mailto:acalvet@texaa.fr)  
Phone : +33 (0)5 56 75 71 60

## 5. General information

**1. Name and address of the declarant:** TEXAA – 43 ALLEE DE MEGEVIE - 33174 GRADIGNAN

**2. Site(s), manufacturer or group of manufacturers, or their representatives for which the EHPD is representative:**  
TEXAA – 43 ALLEE DE MEGEVIE - 33174 GRADIGNAN


**3. Type of EHPD:** "cradle to grave"

**4. Type of EHPD:** Individual

**5. Expiration date:** 31/12/2031

**6. Verification program used, name and address of the program operator, logo and website:**

<b>The CEN standard EN 15804 serves as a rule for the product category.</b>
Independent verification of the declaration in accordance with EN ISO 14025:2010 <input type="checkbox"/> Internal <input checked="" type="checkbox"/> External
Third-party verification:  <b>M. LEES-PERASSO Étienne</b> Phone: +33 (0)6 01 77 97 20 Email: <a href="mailto:elp@tide-env.fr">elp@tide-env.fr</a> LinkedIn: <a href="https://www.linkedin.com/company/tide-env/">https://www.linkedin.com/company/tide-env/</a>
INIES program registration number compliant with ISO 14025: <b>20260148512</b>
Date of first publication : <b>26/01/2026</b>
Update date (specify whether minor or major update): --
Date of verification : <b>26/01/2026</b>

Period of validity:	
<input checked="" type="checkbox"/> 5 years	<input type="checkbox"/> 2 years
from the date of first publication	
	INIES Program Avenue du recteur Poincaré 75016 Paris– France - <a href="http://www.inies.fr">www.inies.fr</a>

5. Commercial reference / product identification: Velio acoustic curtains

6. Distribution channels: BtoB, BtoC

## 6. Description of the functional unit and the product

1. **Description of the functional unit (or declared unit):** “Providing acoustic and visual comfort for 1 m<sup>2</sup> of acoustic curtains with a weighted sound absorption coefficient  $\alpha_w = 0.6$  and a sound reduction index  $R_w = 9$  dB, over a reference service life of 50 years.”

2. **Product description:** Velio acoustic curtains are made of two layers of sound-absorbing non-woven material covered with Aeria® textile. The curtains are connected by integrated zippers on the side finishes which allow them to be adapted to various dimensions of space.

Placed in front of a window, they provide blackout performance and improve both visual and acoustic comfort in halls or meeting rooms. Used within a space, they create a quiet area that encourages listening, in media libraries or storytelling rooms, for example.

(\*) Aeria®: name of the transonore fabric, based on an exclusive TEXAA patent.

3. **Description of product use (area of application):** The product complies with ISO 354\* regarding acoustic characteristics and is implemented in accordance with the manufacturer's recommendations.

(\*) ISO 354:2003: Acoustics - Measurement of sound absorption in reverberation rooms.

### 4. Other technical characteristics not included in the functional unit

Technical characteristics	Value	Unit
Mass	0.91	kg/m <sup>2</sup>
Abrasion resistance (NF EN 12947-2)	> 30,000	cycles
Light fastness (ISO 105-B02 – scale from 1 to 8)	≥ 5	—
Antistatic properties (ASTM D257)	$3 \cdot 10^7$	$\Omega / m^2$
Reaction to fire classification (NF EN 13501-3)	B-s1, d0	—
Micro-organism development	The nature of the components prevents the development of mites and micro-organisms	
VOC and formaldehyde emissions (ISO 16000): French health labeling, German AgBB protocol and Indoor Air Comfort label	A+ / Compliant / Gold	

## 5. Description of the main components and/or materials of the product

Parameters		Material	Value [kg/m <sup>2</sup> ]
Components	Absorbent nonwoven fabric	Synthetic	2.00E-01
	Surface covering (Aeria®)	Synthetic	6.60E-01
	Curtains tape	Synthetic	5.51E-05
	Hook	Synthetic	8.58E-06
	Eyelet	Steel	1.97E-06
	Zip	Synthetic	1.33E-02
	Others	—	4.00E-02
<b>Total mass of the finished product</b>			<b>9.13E-01</b>
Packaging	Cardboard	Cardboard	2.66E-01
	Wood board	Wood	2.38E-04
	Staples	Steel	2.47E-03
<b>Total mass of packaging</b>			<b>2.68E-01</b>
Installation waste rate	No waste is considered during installation of this product		
Maintenance waste rate	Not applicable		
Justification of the information provided	The information is provided by TEXAA		

## 6. Candidate list substances according to the REACH regulation (if above 0.1% by mass)

The product does not contain substances from the REACH candidate list above 0.1% by mass.

## 7. Description of the reference service life (in accordance with §7.2.2 of NF EN 15804+A2)

The reference service life complies with the recommendation in Annex H of the national supplement NF EN 15804+A2/CN.

Parameters	Value / Description
Reference service life	50 years
Theoretical application parameters	Work quality is assumed to comply with manufacturer recommendations
Presumed quality of work	
Outdoor environment	Not applicable
Indoor environment	Relative humidity: 30%–75%; Temperature: 10°–30°C
Conditions of use	Product use is assumed to comply with manufacturer recommendations
Maintenance	The manufacturer recommends vacuum cleaning once per year to ensure proper maintenance

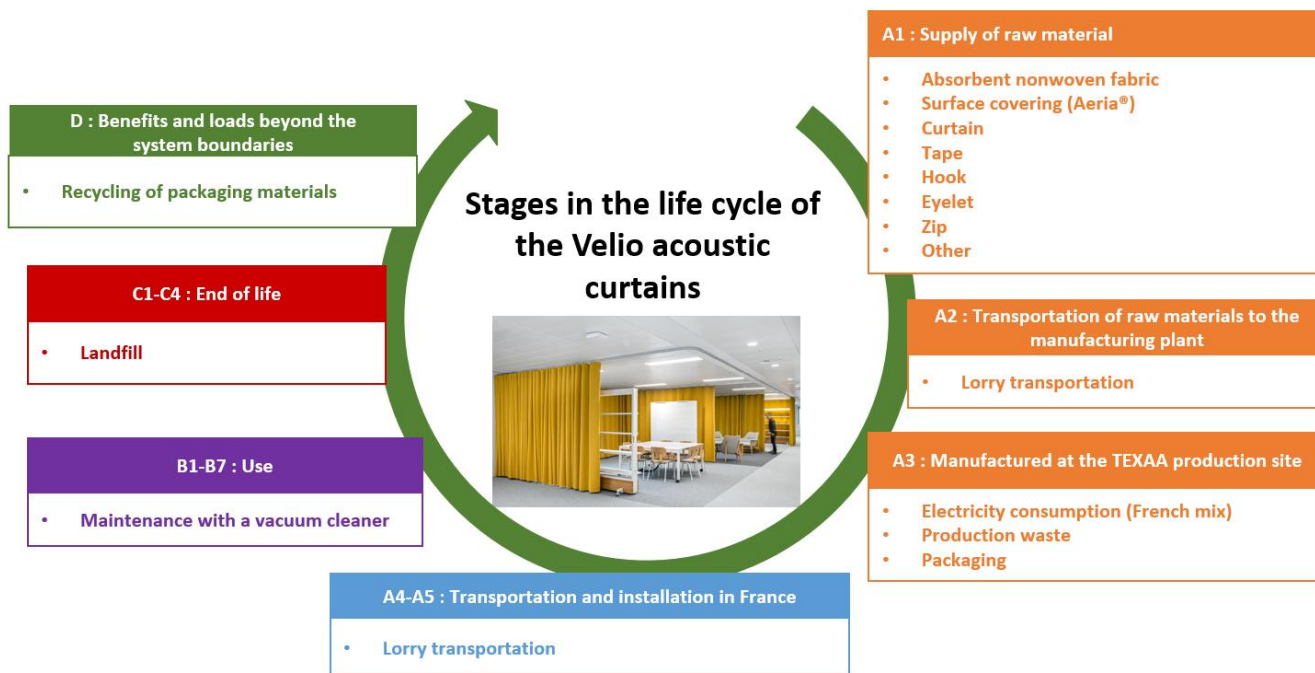
## 8. Biogenic carbon content

Biogenic carbon content	Value	Unit
Biogenic carbon content of the product	0.00E+00	kg C
Biogenic carbon content of associated packaging	1.11E-01	kg C

NOTE: 1 kg of biogenic carbon is equivalent to 44/12 kg of CO<sub>2</sub>.

## 7. Life cycle stages

The life cycle of the product considered in this EHPD is described through the following modules, in accordance with NF EN 15804+A2 and its national supplement.



DESCRIPTION OF SYSTEM BOUNDARIES (X=INCLUDED IN LCA; UD=UNDECLARED MODULE)														
PRODUCT STAGE	CONSTRUCTION PROCESS STAGE		USE STAGE							END-OF-LIFE STAGE				BENEFITS AND LOADS BEYOND SYSTEM BOUNDARIES
	Transport to the site	Construction installation	Use	Maintenance	Repair	Replacement	Rehurbishment	Operational Energy Use	Operational Weter Use	Demolition/Deconstruction	Transport	Waste processing	Disposal	
Production														
A1-A3	A4	A5	B1	B2	B3	B4	B5	B6	B7	C1	C2	C3	C4	D
X	X	X	X	X	X	X	X	X	X	X	X	X	X	X

### 7.1 Production stage : A1-A3

The production stage includes sourcing the raw materials needed to manufacture the Velio acoustic Curtains. This stage also takes into account the distance traveled between the raw material supplier and the Velio acoustic curtains manufacturing site.

The TEXAA factory considers the following manufacturing stages:

- Knitting of the Aeria fabric
- Gluing and cutting of the coating
- Sewing of the curtain
- Packaging

The electricity emission factor used is 7.93E-02 kg CO2 equivalent per kWh.

The product is transported to the construction site in a closed cardboard box with wooden plates and staples.

Note: the packaging of the main raw materials arriving at the manufacturing site are considered, as well as their end-of-life treatment. However, the packaging of the packaging materials is not considered (cut-off rule).

## 7.2 Construction stage: A4-A5

### Transport to the construction site:

Parameter	Value/Description
Means of transport	Lorry, 16–32 tonnes
Emissions standard	
Distance	544 km
Capacity utilization (mass)	36,25 %
Bulk density of transported products	Not applicable
Volume capacity utilization coefficient (coefficient: =1 or <1 or ≥1 for compressed or nested products)	1

### Installation in the bulding :

Parameter	Value/Description
Auxiliary materials	None
Water consumption	Not applicable
Energy consumption	Not applicable
Quantitative description of the type of energy (regional energy mix) and consumption during the installation process	No energy consumption is considered, as installation accessories are not considered.
Material waste on the construction site before treatment of waste generated by the installation of the product (specified by type)	Packaging waste = 268 g/Functional Unit
Output materials (specified by type) produced by the treatment of waste on the construction site, e.g. collection for recycling, energy recovery, disposal (specified by route)	<p><u>Paper and cardboard</u> waste: 265.8 g The treatment at the end of life in accordance with the INIES guide (ELYS Conseil, 2024), represent: 88% recycling, 7% landfilling, and 5% incineration.</p> <p><u>Steel</u> waste (staples): 2.5 g Small steel elements such as staples are considered to be landfilled.</p> <p><u>Wood</u> pallet waste: 0.2 g The treatment at the end of life in accordance with the INIES guide (ELYS Conseil, 2024), represent: 43% recycling, 49% incineration, and 8% landfilling.</p>
Direct emissions to ambient air, soil, and water	Not applicable

## 7.3 Use stage (excluding potential savings) : B1-B7

### B1 Use

Parameter	Value/Description	Unit
Description of the scenario	More information on volatile pollutant emissions from the product covered by the EHPD is provided in paragraph 10.	-

### B2 Maintenance

Parameter	Value/Description	Unit
Description of the scenario	The product is cleaned once a year using a vacuum cleaner, which is modeled based on electricity consumption and the use of a dust bag. The dust bag is then considered to be 50% landfilled and 50% incinerated at the end of its life. The machine will be reused many times and is therefore not taken into account in this study.	-
Maintenance frequency	Every year (one cycle)	year
Auxiliary inputs for maintenance	Vacuum cleaner bag: 0.035 kg/RSL	kg/RSL
Energy input during maintenance	15 seconds of operation of a 2000W vacuum cleaner to clean 1m <sup>2</sup> once a year for 50 years. That is $2000 * (15/3600) * 50 = 417$ Wh	Wh/RSL
Waste produced during maintenance (specify materials)	Vacuum cleaner bag filled with dust: 0.085 kg	

For the remaining stages of the project (B3-B7), there are no other elements within the scope of the study.

## 7.4 End of life : C1-C4


Parameter	Value/Description	Unit
Description of the scenario	The Rideau Velio product is considered to be removed by hand. The end-of-life scenario is that of non-hazardous waste disposed of in a landfill. The distance considered is 50 km according to standard NF EN 15804+A2/CN.	-
Quantity intended for recovery	-	kg
Quantity intended for energy recovery	-	
Quantity disposed	0.91	kg/m <sup>2</sup>

## 7.5 Potential for recycling/reuse/recovery : D

This module covers the potential for recovering packaging waste from module A5.

Materials outside the system boundaries	Recycling processes outside the system boundaries	Materials/ Energy saved	Amount associated in the product	Unit
Single-use wooden pallet packaging	Single-use wooden pallet packaging	Virgin wood chips (kg)	9,10E-05	kg
	Incineration with energy recovery	Grid electricity, FR, high voltage, geographical mix (MJ)	1,54E-04	MJ
	Incineration with energy recovery	Heat from natural gas (MJ)	8,76E-04	MJ
Paper and cardboard packaging	Recycling	Kraftliner cardboard (kg)	3,72E-02	kg
	Incineration with energy recovery	Grid electricity, FR, high voltage, geographical mix (MJ)	1,23E-02	MJ
	Incineration with energy recovery	Heat from natural gas (MJ)	9,33E-02	MJ

## 8. Information for calculating the Life Cycle Assessment

<b>Product Category Rules (PCR) used</b>	The standards NF EN 15804+A2 (October 2019) and NF EN 15804+A2/CN (October 2022) were applied.
<b>System boundaries</b>	The system boundaries comply with the limits set by the NF EN 15804+A2 standard and its national annex NF EN 15804+A2/CN. Cradle to gate with options: stages A1–A3, B2, C1–C4, and D.
<b>Cut-off rules</b>	All inputs and outputs for which Life Cycle Inventory (LCI) data are available in the Ecoinvent database were included in the product LCI, with the exception of certain raw material packaging, in accordance with the cut-off rule (neglected mass < 1% of total mass).
<b>Allocation</b>	No allocation was applied.
<b>Geographical and temporal representativeness of primary and secondary data</b>	<p><b><u>Geographical</u></b> Data were collected at the plant where the production phases take place: TEXAA – 43 Allée de Megévie – 33174 Gradignan, France.</p> <p><b><u>Temporal</u></b> The collected data are representative of the current life cycle of the product. The main data used are representative of activity in 2024–2025. TEXAA provided the data in May 2025.</p> <p>Generic data originate from the Ecoinvent 3.11 database (“allocation cut-off by classification”), latest update available at the time of the study.</p>
<b>Software used</b>	<p>SimaPro life cycle assessment software (version 10.2).</p> 

## 9. Life Cycle Assessment results

The table below presents the classification of liability exemptions for the declaration of reference and additional environmental impact indicators:

Classification ILCD	Indicator	Disclaimer
ILCD Type 1	Global warming potential (GWP)	None
	Stratospheric Ozone Depletion Potential (ODP)	None
	Potential incidence of diseases due to fine particulate matter emissions	None
ILCD Type 2	Acidification Potential, accumulated exceedance (AP)	None
	Eutrophication potential, fraction of nutrients reaching freshwater end compartment (EP-freshwater)	None
	Eutrophication potential, fraction of nutrients reaching marine end compartment (EP-marine)	None
	Terrestrial acidification potential (EP-terrestrial)	None
	Photochemical ozone formation potential (POCP)	None
	Potential human exposure efficiency to U235 isotope (PIR)	1
ILCD Type 3	Abiotic depletion potential – non-fossil resources (ADP-minerals & metals)	2
	Abiotic depletion potential – fossil resources (ADP-fossil)	2
	Water deprivation potential (users), deprivation-weighted water consumption (WDP)	2
	Comparative toxic unit for ecosystems (ETP-fw)	2
	Comparative toxic unit for humans (HTP-c)	2
	Comparative toxic unit for humans (HTP-nc)	2
	Soil quality potential index (SQP)	2

*Disclaimer [1]* – This impact category mainly concerns the potential impact on human health of low-dose ionizing radiation from the nuclear fuel cycle. It does not consider the consequences of potential nuclear accidents, occupational exposure, or radioactive waste disposal in underground facilities. Potential ionizing radiation originating from soil, radon, and certain construction materials is also not measured by this indicator.

*Disclaimer [2]* - The results of this environmental impact indicator shall be used with caution, as uncertainties associated with these results are high or experience related to this indicator is limited.

	Production stage			Construction stage		Use stage							End-of-life stage				D Benefits and loads beyond the system boundaries
	A1 Raw material supply	A2 Transport	A3 Manufacturing	A4 Transport	A5 Installation	B1 Use	B2 Maintenance	B3 Repair	B4 Replacement	B5 Refurbishment	B6 Operational energy use	B7 Operational water use	C1 Deconstruction / demolition	C2 Transport	C3 Waste processing	C4 Disposal	
<b>ENVIRONMENTAL IMPACT</b>																	
Climate change – total kg CO <sub>2</sub> eq/FU	7,86E+00	8,40E-02	-9,30E-02	1,01E-01	5,95E-01	0	2,01E-01	0	0	0	0	0	0,00E+00	7,01E-03	0,00E+00	1,45E-01	-6,04E-02
Climate change – fossil fuels kg CO <sub>2</sub> eq/FU	7,93E+00	8,40E-02	4,25E-01	1,01E-01	3,81E-03	0	2,01E-01	0	0	0	0	0	0,00E+00	7,01E-03	0,00E+00	1,46E-01	-5,33E-02
Climate change – biogenic kg CO <sub>2</sub> eq/FU	-6,84E-02	3,61E-06	-5,20E-01	4,34E-06	5,91E-01	0	1,86E-04	0	0	0	0	0	0,00E+00	3,01E-07	0,00E+00	-3,39E-09	-7,40E-03
Climate change – land use and land use change kg CO <sub>2</sub> eq/FU	5,05E-03	1,30E-06	2,71E-03	1,56E-06	1,77E-06	0	1,19E-04	0	0	0	0	0	0,00E+00	1,08E-07	0,00E+00	4,51E-06	3,28E-04
Ozone depletion kg CFC 11 eq/FU	1,41E-08	2,01E-11	-6,24E-10	2,41E-11	1,53E-10	0	2,63E-10	0	0	0	0	0	0,00E+00	1,68E-12	0,00E+00	4,28E-12	-8,79E-09
Acidification mol H <sup>+</sup> eq/FU	2,56E-02	1,02E-04	2,11E-03	2,54E-04	1,93E-05	0	5,52E-04	0	0	0	0	0	0,00E+00	8,49E-06	0,00E+00	1,84E-04	-1,34E-04
Eutrophication, freshwater kg P eq/FU	1,67E-03	4,22E-07	2,11E-04	5,07E-07	1,97E-07	0	3,78E-05	0	0	0	0	0	0,00E+00	3,52E-08	0,00E+00	5,86E-05	-7,97E-07
Eutrophication, marine kg N eq/FU	5,58E-03	2,30E-05	1,31E-03	9,71E-05	4,34E-05	0	3,42E-04	0	0	0	0	0	0,00E+00	1,92E-06	0,00E+00	2,57E-03	2,17E-05
Eutrophication, terrestrial Mole de N eq/FU	4,99E-02	2,49E-04	7,88E-03	1,06E-03	6,92E-05	0	1,37E-03	0	0	0	0	0	0,00E+00	2,08E-05	0,00E+00	5,96E-04	-3,28E-04
Photochemical ozone formation kg NMCOV eq/FU	2,46E-02	2,00E-04	2,28E-03	4,21E-04	3,84E-05	0	6,68E-04	0	0	0	0	0	0,00E+00	1,67E-05	0,00E+00	2,27E-04	-1,22E-04
Abiotic resource depletion – elements kg Sb eq/FU	1,98E-05	2,15E-09	2,28E-07	2,58E-09	1,38E-08	0	2,40E-08	0	0	0	0	0	0,00E+00	1,79E-10	0,00E+00	2,56E-09	-3,18E-09

Abiotic resource depletion – fossil fuels MJ /FU	4,71E+01	7,30E-03	6,42E+00	8,77E-03	9,81E-02	0	4,93E+00	0	0	0	0	0	0,00E+00	6,09E-04	0,00E+00	9,45E-02	-1,03E+00
Water deprivation m3 deprivation /FU	6,56E+00	3,61E-04	1,46E-01	4,34E-04	4,29E-04	0	3,37E-02	0	0	0	0	0	0,00E+00	3,01E-05	0,00E+00	-4,56E-03	4,28E-03
<b>ENVIRONMENTAL ADDITIONNAL IMPACT</b>																	
Fine particulate matter emissions disease increased/FU	2,43E-07	4,92E-09	3,51E-08	6,57E-09	2,91E-10	0	6,54E-09	0	0	0	0	0	0,00E+00	4,11E-10	0,00E+00	2,02E-09	-2,58E-09
Ionizing radiation (human health) kBq de U-235 eq/FU	1,55E+00	2,74E-04	2,84E-01	3,30E-04	6,02E-04	0	2,20E-01	0	0	0	0	0	0,00E+00	2,29E-05	0,00E+00	4,27E-03	-4,22E-03
Freshwater ecotoxicity CTUe/FU	5,60E+01	4,52E-02	4,45E+00	5,40E-02	1,55E-01	0	1,94E+00	0	0	0	0	0	0,00E+00	3,78E-03	0,00E+00	8,69E+00	-1,58E-02
Human toxicity – cancer effects CTUh/FU	1,83E-09	2,66E-12	6,86E-11	3,77E-12	6,18E-12	0	2,02E-11	0	0	0	0	0	0,00E+00	2,22E-13	0,00E+00	3,80E-12	-9,71E-12
Human toxicity – non-cancer effects CTUh/FU	4,44E-08	1,33E-10	9,52E-09	2,17E-10	2,55E-10	0	3,35E-09	0	0	0	0	0	0,00E+00	1,11E-11	0,00E+00	4,48E-08	2,90E-11
Land use impacts & Soil quality point /FU	3,15E+01	1,38E-03	9,74E+01	1,67E-03	3,57E-02	0	2,24E-01	0	0	0	0	0	0,00E+00	1,16E-04	0,00E+00	4,99E-01	-5,89E+00

	Production stage			Construction stage		Use stage							End-of-life stage				D Benefits and loads beyond the system boundaries
	A1 Raw material supply	A2 Transport	A3 Manufacturing	A4 Transport	A5 Installation	B1 Use	B2 Maintenance	B3 Repair	B4 Replacement	B5 Refurbishment	B6 Operational energy use	B7 Operational water use	C1 Deconstruction / demolition	C2 Transport	C3 Waste processing	C4 Disposal	
<b>RESSOURCE USE</b>																	
Use of renewable primary energy resources, excluding renewable primary energy resources used as raw materials MJ, net CV / FU	7,81E+00	2,72E-03	1,54E+01	3,27E-03	-3,73E+00	0	5,41E-01	0	0	0	0	0	0,00E+00	2,27E-04	0,00E+00	9,07E-03	-5,21E-01
Use of renewable primary energy resources used as raw materials MJ, net CV / FU	3,51E+00	0,00E+00	-7,48E-02	0,00E+00	6,91E-01	0	0,00E+00	0	0	0	0	0	0,00E+00	0,00E+00	0,00E+00	0,00E+00	-3,19E-01
Total use of renewable primary energy resources MJ, net CV / FU	1,13E+01	2,72E-03	1,53E+01	3,27E-03	-3,03E+00	0	5,41E-01	0	0	0	0	0	0,00E+00	2,27E-04	0,00E+00	9,07E-03	-8,40E-01
Use of non-renewable primary energy resources, excluding non-renewable primary energy resources used as raw materials MJ, net CV / FU	2,62E+01	7,23E-03	6,28E+00	8,70E-03	9,81E-02	0	4,93E+00	0	0	0	0	0	0,00E+00	6,04E-04	0,00E+00	9,45E-02	-1,03E+00
Use of non-renewable primary energy resources used as raw materials MJ, net CV / FU	-9,71E-01	0,00E+00	-5,37E-02	0,00E+00	0,00E+00	0	0,00E+00	0	0	0	0	0	0,00E+00	0,00E+00	0,00E+00	0,00E+00	0,00E+00
Total use of non-renewable primary energy resources MJ, net CV / FU	4,66E+01	7,23E-03	6,23E+00	8,70E-03	9,81E-02	0	4,93E+00	0	0	0	0	0	0,00E+00	6,04E-04	0,00E+00	9,45E-02	-1,03E+00
Use of secondary materials kg/FU	1,36E-03	0,00E+00	1,63E-03	0,00E+00	0,00E+00	0	0,00E+00	0	0	0	0	0	0,00E+00	0,00E+00	0,00E+00	0,00E+00	2,03E-01
Use of renewable secondary fuels MJ, net CV / FU	0,00E+00	0,00E+00	0,00E+00	0,00E+00	0,00E+00	0	0,00E+00	0	0	0	0	0	0,00E+00	0,00E+00	0,00E+00	0,00E+00	0,00E+00
Use of non-renewable secondary fuels MJ, net CV / FU	0,00E+00	0,00E+00	0,00E+00	0,00E+00	0,00E+00	0	0,00E+00	0	0	0	0	0	0,00E+00	0,00E+00	0,00E+00	0,00E+00	0,00E+00
Net use of fresh water m3 /FU	1,65E-01	2,10E-05	5,95E-03	2,52E-05	-4,81E-06	0	1,74E-03	0	0	0	0	0	0,00E+00	1,75E-06	0,00E+00	-1,78E-03	0,00E+00

	Production stage			Construction stage		Use stage							End-of-life stage				D Benefits and loads beyond the system boundaries
	A1 Raw material supply	A2 Transport	A3 Manufacturing	A4 Transport	A5 Installation	B1 Use	B2 Maintenance	B3 Repair	B4 Replacement	B5 Refurbishment	B6 Operational energy use	B7 Operational water use	C1 Deconstruction / demolition	C2 Transport	C3 Waste processing	C4 Disposal	
<b>WASTE CATEGORIES</b>																	
Hazardous waste disposed kg/FU	9,28E-03	9,39E-06	3,10E-03	1,13E-05	2,72E-04	0	2,41E-02	0	0	0	0	0	0,00E+00	7,84E-07	0,00E+00	1,67E-04	-5,89E-04
Non-hazardous waste disposed kg/FU	1,74E+00	2,72E-04	2,19E-01	3,26E-04	2,35E-02	0	1,29E-01	0	0	0	0	0	0,00E+00	2,27E-05	0,00E+00	9,15E-01	5,12E-03
Radioactive waste disposed kg/FU	4,33E-04	6,58E-08	7,89E-05	7,91E-08	7,40E-07	0	6,29E-05	0	0	0	0	0	0,00E+00	5,49E-09	0,00E+00	1,22E-06	-5,00E-06
<b>OUTFLOW</b>																	
Components for reuse	0,00E+00	0,00E+00	0,00E+00	0,00E+00	0,00E+00	0	0,00E+00	0	0	0	0	0	0,00E+00	0,00E+00	0,00E+00	0,00E+00	0,00E+00
Materials for recycling	5,80E-02	0,00E+00	3,94E-03	0,00E+00	2,34E-01	0	0,00E+00	0	0	0	0	0	0,00E+00	0,00E+00	0,00E+00	0,00E+00	-5,30E-02
Materials for energy recovery	0,00E+00	0,00E+00	0,00E+00	0,00E+00	0,00E+00	0	0,00E+00	0	0	0	0	0	0,00E+00	0,00E+00	0,00E+00	0,00E+00	0,00E+00
Exported energy	Electricity	5,59E-02	0,00E+00	1,42E-03	0,00E+00	1,23E-02	0	0,00E+00	0	0	0	0	0,00E+00	0,00E+00	0,00E+00	0,00E+00	-2,59E-02
	Steam	5,62E-01	0,00E+00	1,08E-02	0,00E+00	9,34E-02	0	0,00E+00	0	0	0	0	0,00E+00	0,00E+00	0,00E+00	0,00E+00	-6,42E-01
	Process gas	0,00E+00	0,00E+00	0,00E+00	0,00E+00	0,00E+00	0	0,00E+00	0	0	0	0	0,00E+00	0,00E+00	0,00E+00	0,00E+00	0,00E+00

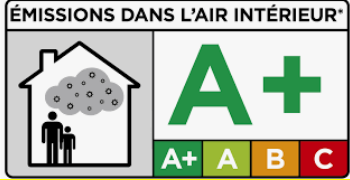
Impact category / flow	Unit	Total Production	Total Implementation	Total Life Cycle	Total End of Life	Total Cycle de vie	D Benefits and costs beyond the boundaries of the system
<b>ENVIRONNEMENTAL IMPACTS</b>							
Climate change – total	kg CO <sub>2</sub> eq/FU	7,86E+00	6,96E-01	2,01E-01	1,48E-01	8,90E+00	-6,04E-02
Climate change – fossil fuels	kg CO <sub>2</sub> eq/FU	8,44E+00	1,05E-01	2,01E-01	1,48E-01	8,89E+00	-5,33E-02
Climate change – biogenic	kg CO <sub>2</sub> eq/FU	-5,89E-01	5,91E-01	1,86E-04	1,09E-07	2,82E-03	-7,40E-03
Climate change – land use and land use change	kg CO <sub>2</sub> eq/FU	7,76E-03	3,33E-06	1,19E-04	4,55E-06	7,89E-03	3,28E-04
Ozone depletion	kg CFC 11 eq/FU	1,35E-08	1,77E-10	2,63E-10	4,90E-12	1,39E-08	-8,79E-09
Acidification	Mole de H <sup>+</sup> eq/FU	2,78E-02	2,74E-04	5,52E-04	1,88E-04	2,88E-02	-1,34E-04
Eutrophication, freshwater	Mole de P eq/FU	1,88E-03	7,04E-07	3,78E-05	5,86E-05	1,98E-03	-7,97E-07
Eutrophication, marine	kg N eq/FU	6,92E-03	1,41E-04	3,42E-04	2,57E-03	9,98E-03	2,17E-05
Eutrophication, terrestrial	Mole de N eq/FU	5,80E-02	1,13E-03	1,37E-03	6,03E-04	6,11E-02	-3,28E-04
Photochemical ozone formation	Kg de NMVOC eq/FU	2,71E-02	4,60E-04	6,68E-04	2,34E-04	2,84E-02	-1,22E-04
Abiotic resource depletion – elements	kg Sb eq/FU	2,00E-05	1,63E-08	2,40E-08	2,62E-09	2,00E-05	-3,18E-09
Abiotic resource depletion – fossil fuels	MJ CV /FU	5,35E+01	1,07E-01	4,93E+00	9,48E-02	5,86E+01	-1,03E+00
Water deprivation	m <sup>3</sup> deprivation of water /FU	6,71E+00	8,63E-04	3,37E-02	-4,55E-03	6,74E+00	4,28E-03
<b>OPTIONAL INDICATORS</b>							
Fine particulate matter emissions	Disease inc. /FU	2,83E-07	6,86E-09	6,54E-09	2,17E-09	2,98E-07	-2,58E-09
Ionizing radiation (human health)	kBq de U-235 eq /FU	1,84E+00	9,32E-04	2,20E-01	4,28E-03	2,06E+00	-4,22E-03
Freshwater ecotoxicity	CTUe/FU	6,05E+01	2,09E-01	1,94E+00	8,70E+00	7,14E+01	-1,58E-02
Human toxicity – cancer effects	CTUh/FU	1,90E-09	9,96E-12	2,02E-11	3,89E-12	1,93E-09	-9,71E-12
Human toxicity – non-cancer effects	CTUh/FU	5,41E-08	4,72E-10	3,35E-09	4,48E-08	1,03E-07	2,90E-11
Land use impacts / Soil quality	Dimensionless (Point) /FU	1,29E+02	3,73E-02	2,24E-01	4,99E-01	1,30E+02	-5,89E+00
<b>RESOURCE CONSUMPTION</b>							
Use of renewable primary energy resources, excluding renewable primary energy resources used as raw materials	MJ CV /FU	2,32E+01	-3,73E+00	5,41E-01	9,16E-03	2,00E+01	-5,21E-01
Use of renewable primary energy resources used as raw materials	MJ CV /FU	3,44E+00	6,91E-01	0,00E+00	0,00E+00	4,13E+00	-3,19E-01
Total use of renewable primary energy resources	MJ CV /FU	2,66E+01	-3,03E+00	5,41E-01	9,16E-03	2,41E+01	-8,40E-01
Use of non-renewable primary energy resources, excluding non-renewable primary energy resources used as raw materials	MJ CV /FU	3,25E+01	1,07E-01	4,93E+00	9,47E-02	3,76E+01	-1,03E+00
Use of non-renewable primary energy resources used as raw materials	MJ CV /FU	-1,02E+00	0,00E+00	0,00E+00	0,00E+00	-1,02E+00	0,00E+00
Total use of non-renewable primary energy resources	MJ CV /FU	5,28E+01	1,07E-01	4,93E+00	9,47E-02	5,79E+01	-1,03E+00
Use of secondary materials	kg/FU	2,99E-03	0,00E+00	0,00E+00	0,00E+00	2,99E-03	2,03E-01

Use of renewable secondary fuels	MJ CV /FU	0,00E+00	0,00E+00	0,00E+00	0,00E+00	0,00E+00	0,00E+00
Use of non-renewable secondary fuels	MJ CV /FU	0,00E+00	0,00E+00	0,00E+00	0,00E+00	0,00E+00	0,00E+00
Net use of fresh water	m <sup>3</sup> /FU	1,71E-01	2,04E-05	1,74E-03	-1,78E-03	1,71E-01	0,00E+00
<b>WASTE CATEGORIES</b>							
Hazardous waste disposed	kg/FU	1,24E-02	2,83E-04	2,41E-02	1,68E-04	3,69E-02	-5,89E-04
Non-hazardous waste disposed	kg/FU	1,96E+00	2,39E-02	1,29E-01	9,15E-01	3,03E+00	5,12E-03
Radioactive waste disposed	kg/FU	5,12E-04	8,19E-07	6,29E-05	1,22E-06	5,77E-04	-5,00E-06
<b>OUTFLOW</b>							
Components for reuse	kg/FU	0,00E+00	0,00E+00	0,00E+00	0,00E+00	0,00E+00	0,00E+00
Materials for recycling	kg/FU	6,19E-02	2,34E-01	0,00E+00	0,00E+00	2,96E-01	-5,30E-02
Materials for energy recovery	kg/FU	0,00E+00	0,00E+00	0,00E+00	0,00E+00	0,00E+00	0,00E+00
Exported energy – electricity	MJ/FU	5,73E-02	1,23E-02	0,00E+00	0,00E+00	6,96E-02	-2,59E-02
Exported energy – steam	MJ/FU	5,72E-01	9,34E-02	0,00E+00	0,00E+00	6,66E-01	-6,42E-01
Exported energy – process gas	MJ/FU	0,00E+00	0,00E+00	0,00E+00	0,00E+00	0,00E+00	0,00E+00

Table of life cycle assessment results displayed in accordance with Decree No. 2013-1264 of December 23, 2013<sup>1</sup>

<sup>1</sup> Decree No. 2013-1264 of December 23, 2013 on the environmental declaration of certain construction products intended for use in building works

## 10. Additional information on the release of hazardous substances into indoor air, soil, and water during the period of use

	Potentially emitted substances/gases/radiation	Test results	Justification and/or test report
Indoor air emissions <sup>1 2</sup>	VOC and formaldehyde emissions		<p>The Velio curtain has been tested in accordance with ISO 16000 to determine its VOC and formaldehyde content. It has been awarded an A+ rating under French health labeling standards, complies with the German AgBB protocol, and has been awarded the Indoor Air Comfort label. Report No. 392-2022-00446802_A_FR_TEXAA_IAC GOLD.</p>
	Behavior in response to fungal and bacterial growth	No tests have been performed.	-
	Natural radioactive emissions from construction products	No tests have been performed.	-
	Fiber and particle emissions	No tests have been performed.	-
Emissions into soil and water <sup>1 2</sup>	Emissions in water	<p>Not applicable. The material does not come into contact with water intended for human consumption, runoff water, seepage water, groundwater, or surface water.</p>	-
	Emissions into the soil	The material is not in direct contact with the ground.	-

1) Emissions to indoor air, soil, and water according to Horizontal Standards for the measurement of emissions of regulated hazardous substances from construction products, using harmonized test methods in accordance with the provisions of the respective Technical Committees of the European Product Standards, where available.

For more information, refer to the EeB Guide: <http://www.eebguide.eu/?p=1991>

2) In France, the INIES Base technical committee (CTIB) provides recommendations on the declaration of health and comfort characteristics - Guide to drafting health and comfort summaries (CTIB N94, June 2018).

## 11. Contribution of the product to indoor quality of life (hygrothermal, acoustic, visual, and olfactory comfort)

Contribution of the product to indoor quality of life	Description																																																										
Hygrothermal comfort	The product does not claim any hygrothermal comfort.																																																										
Acoustic comfort	<p>The product is an acoustic absorber with characteristics measured according to ISO 354 and NF EN 20354 :</p> <table border="1" data-bbox="336 600 1477 781"> <thead> <tr> <th><math>\alpha_w</math></th> <th>Classe</th> <th>NRC</th> <th>Fréquences (Hz)</th> <th>125</th> <th>160</th> <th>250</th> <th>500</th> <th>1000</th> <th>2000</th> <th>4000</th> </tr> </thead> <tbody> <tr> <td colspan="3"><b>Rideau acoustique Velio</b></td> <td></td> <td></td> <td></td> <td></td> <td></td> <td></td> <td></td> <td></td> </tr> <tr> <td>Ampleur 1</td> <td>0,6</td> <td>C</td> <td>0,55</td> <td><math>\alpha_{sabine}</math></td> <td>0,02</td> <td>0,06</td> <td>0,19</td> <td>0,54</td> <td>0,68</td> <td>0,70</td> <td>0,72</td> </tr> <tr> <td>Ampleur 1,5</td> <td>0,7 (H)</td> <td>C</td> <td>0,65</td> <td><math>\alpha_{sabine}</math></td> <td>0,00</td> <td>0,09</td> <td>0,25</td> <td>0,66</td> <td>0,78</td> <td>0,77</td> <td>0,83</td> </tr> <tr> <td>Ampleur 2</td> <td>0,75 (H)</td> <td>C</td> <td>0,75</td> <td><math>\alpha_{sabine}</math></td> <td>0,05</td> <td>0,10</td> <td>0,28</td> <td>0,73</td> <td>0,87</td> <td>0,84</td> <td>0,92</td> </tr> </tbody> </table> <p>It also has a sound reduction index <math>R_w (C, Ctr) = 9 (-1; -1)</math> dB measured according to NF EN ISO 717-1.</p>	$\alpha_w$	Classe	NRC	Fréquences (Hz)	125	160	250	500	1000	2000	4000	<b>Rideau acoustique Velio</b>											Ampleur 1	0,6	C	0,55	$\alpha_{sabine}$	0,02	0,06	0,19	0,54	0,68	0,70	0,72	Ampleur 1,5	0,7 (H)	C	0,65	$\alpha_{sabine}$	0,00	0,09	0,25	0,66	0,78	0,77	0,83	Ampleur 2	0,75 (H)	C	0,75	$\alpha_{sabine}$	0,05	0,10	0,28	0,73	0,87	0,84	0,92
$\alpha_w$	Classe	NRC	Fréquences (Hz)	125	160	250	500	1000	2000	4000																																																	
<b>Rideau acoustique Velio</b>																																																											
Ampleur 1	0,6	C	0,55	$\alpha_{sabine}$	0,02	0,06	0,19	0,54	0,68	0,70	0,72																																																
Ampleur 1,5	0,7 (H)	C	0,65	$\alpha_{sabine}$	0,00	0,09	0,25	0,66	0,78	0,77	0,83																																																
Ampleur 2	0,75 (H)	C	0,75	$\alpha_{sabine}$	0,05	0,10	0,28	0,73	0,87	0,84	0,92																																																
Visual comfort	As a decorative product, it offers architects and designers a wide range of colors to enhance visual comfort for users, adaptable to the intended use. Light reflection: 81% for the color MR003 Pearly Gray. Resistance to light fading: lightfastness is $\geq 5$ according to standard NF EN ISO 105-B02.																																																										
Olfactory comfort	The product does not claim to be pleasant-smelling.																																																										
Health quality of indoor spaces	The antistatic surface of Aeria® fabric limits the accumulation of dust and dirt. Care instructions are available for users.																																																										

## 12. References

---

NF EN ISO 14025:2010 - Environmental claims and declarations - Type III environmental declarations - Principles and procedures

NF EN 15804+A2:2019 - Contribution of construction works to sustainable development — Environmental declarations on products — Rules governing categories of construction products

NF EN 15804+A2/CN - Contribution of construction works to sustainable development — Environmental product declarations — Rules governing construction product categories — National supplement to NF EN 15804+A2

NF EN ISO 14040:2006 - Environmental management - Life cycle assessment - Principles and framework

NF EN ISO 14044:2006 - Environmental management - Life cycle assessment - Requirements and guidelines

European Commission, PEFCR Guidance document, - Guidance for the development of Product Environmental Footprint Category Rules (PEFCRs), version 6.3, December 2017.

NF EN 13431:2004 – Packaging – Requirements for packaging that can be recovered for energy, including the specification of a minimum lower calorific value

INIES, ELYS Conseil, 2024. Guide to good practice and establishment of default values for the end of life of packaging in EHPD. Version 1 – May 2024.