

Company name:  Date:

Project :

Name:

Tel. / Fax :  Email :

Delivery address:

## Details of the lengths of material

Please note: Vibrasto cladding is 1,520 mm wide. Maximum LOM is 15 metres.  
Add no more than an extra 50 mm to lengths to allow insertion into the installation battens.

Different batches of fabric in the same colour may show very slight variations in shade. The layout plan must therefore be drawn up for each wall.

### Knit style

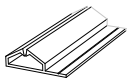
- MR (Round Knit)
- MGR ("Grain de riz" knit)

### Colour

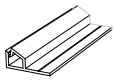
### Lengths of material (LOM)

<input type="text"/>	x LOM(s) with length	<input type="text"/>	lin. m =	<input type="text"/>	lin. m
<input type="text"/>	x LOM(s) with length	<input type="text"/>	lin. m =	<input type="text"/>	lin. m
<input type="text"/>	x LOM(s) with length	<input type="text"/>	lin. m =	<input type="text"/>	lin. m
<input type="text"/>	x LOM(s) with length	<input type="text"/>	lin. m =	<input type="text"/>	lin. m
<input type="text"/>	x LOM(s) with length	<input type="text"/>	lin. m =	<input type="text"/>	lin. m
<b>Total :</b>					<input type="text"/> <b>lin. m</b>

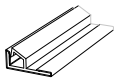
## Battens & Corner battens



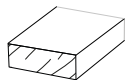
T-section joining battens (length: 3 m)  lin. m



L-section, bare, black battens for sides (length: 3 m)  lin. m / for top and bottom (length: 1.5 m)  lin. m  
(Invisible battens)



L-section fabric-clad battens (length: 3 m)  lin. m / for top and bottom (length: 1.5 m)  lin. m  
(Visible battens)



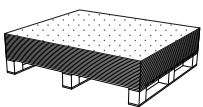
Wooden battens for outside corners (length: 2 m)  lin. m



Blind tacking strips (length: 2.5 m)  lin. m

## AF2 absorbing felt panel

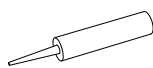
(10 mm thick)



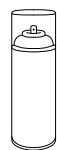
1.47 m x 1.18 m (1.73 m<sup>2</sup>)

 U

## Adhesive for panels & battens



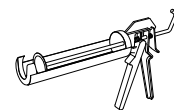
MASTIREX mastic adhesive  
Battens (40 lin. m)

 U


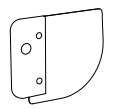
Spray Adhesive  
for absorbing panels (14p)

 U

## Accessories



Mastic adhesive gun

 U


Round-blade  
tool (2 U)

 U