

Company name: Date:

Project :

Name:

Tel. / Fax : Email :

Delivery address:

Details of the lengths of material

Please note: Vibrasto cladding is 1,520 mm wide. Maximum LOM is 15 metres.
Add no more than an extra 50 mm to lengths to allow insertion into the installation battens.

Different batches of fabric in the same colour may show very slight variations in shade. The layout plan must therefore be drawn up for each wall.

Knit style

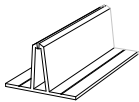
MR (Round Knit)

Colour

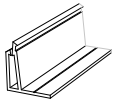
Lengths of material (LOM)

| | | | | | |
|----------------------|----------------------|----------------------|----------|----------------------|---------------|
| <input type="text"/> | x LOM(s) with length | <input type="text"/> | lin. m = | <input type="text"/> | lin. m |
| <input type="text"/> | x LOM(s) with length | <input type="text"/> | lin. m = | <input type="text"/> | lin. m |
| <input type="text"/> | x LOM(s) with length | <input type="text"/> | lin. m = | <input type="text"/> | lin. m |
| <input type="text"/> | x LOM(s) with length | <input type="text"/> | lin. m = | <input type="text"/> | lin. m |
| <input type="text"/> | x LOM(s) with length | <input type="text"/> | lin. m = | <input type="text"/> | lin. m |
| Total : | | | | <input type="text"/> | lin. m |

Battens & Corner battens



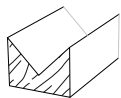
T-section joining battens (length: 3 m) lin. m



L-section, bare, black battens for sides (length: 3 m) lin. m / for top and bottom (length: 1.5 m) lin. m
(Invisible battens)



L-section fabric-clad battens (length: 3 m) lin. m / for top and bottom (length: 1.5 m) lin. m
(Visible battens)



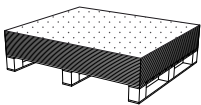
Wooden battens for outside corners (length: 2 m) lin. m



Blind tacking strips (length: 2.5 m) lin. m

RI panels

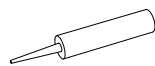
(25 mm thick)



1.49 m x 1.20 m (1.79 m²)

U

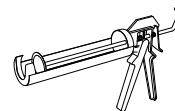
Adhesives for panels & battens



MASTIREX mastic adhesive
Battens (40 lin. m) / RI foam panels (10 U)

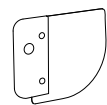
U

Accessories



Mastic adhesive gun

U



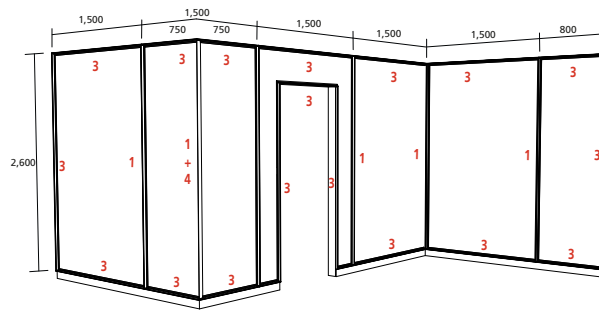
Round-blade tool (2 U)

U

Example

with:

- L-shaped fabric-clad corner battens around the edges
- outside corner with upholstery joint
- screw fastening of RI panels



Details of the lengths of material

Please note: Vibrasto cladding is 1,520 mm wide. Maximum LOM is 15 metres. Add no more than an extra 50 mm to lengths to allow insertion into the installation battens.

Different batches of fabric in the same colour may show very slight variations in shade. The layout plan must therefore be drawn up for each wall.

Knit style

MR (Round Knit)

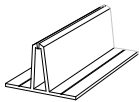
Colour

MR015 – Bleu Royal

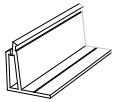
Lengths of material (LOM)

| | | | | | |
|---|----------------------|------|----------|----------------|---------------------|
| 6 | x LOM(s) with length | 2.65 | lin. m = | 15.90 | lin. m |
| | x LOM(s) with length | | lin. m = | | lin. m |
| | x LOM(s) with length | | lin. m = | | lin. m |
| | x LOM(s) with length | | lin. m = | | lin. m |
| | x LOM(s) with length | | lin. m = | | lin. m |
| | | | | Total : | 15.90 lin. m |

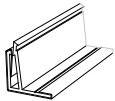
Battens & Corner battens



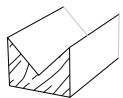
T-section joining battens (length: 3m) **18** lin. m



L-section, bare, black battens for sides (length: 3m) ~~lin. m~~ / for top and bottom (length: 1.5m) ~~lin. m~~
(Invisible battens)



L-section fabric-clad battens (length: 3m) **30** lin. m / for top and bottom (length: 1.5m) ~~lin. m~~
(Visible battens)



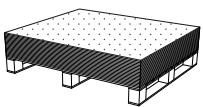
Wooden battens for outside corners (length: 2 m) **4** lin. m



Blind tacking strips (length: 2.5m) ~~lin. m~~

RI panels

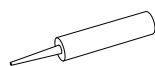
(25 mm thick)



1.49 m x 1.20 m (1.79 m²)

11 U

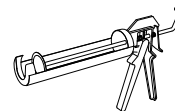
Adhesives for panels & battens



MASTIREX mastic adhesive
Battens (40 lin. m) / RI foam panels (10 U)

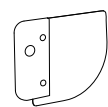
1 U

Accessories



Mastic adhesive gun

1 U



Round-blade tool (2 U)

1 U