

# Texaa®

Maintenance and cleaning

## Aeria

Sound-transparent,  
knitted fabric



Aeria, sound-transparent knitted fabric	p. 3
Routine maintenance	p. 4
Cleaning if soiled or stained	p. 5
Injection/extraction cleaning	p. 6
Machine washing	p. 7

# Aeria, sound-transparent knitted fabric

Our Aeria fabric is ideal for use in architecture. Knitted in our workshop according to a patented process, it can withstand tearing and friction.

The knots in the fabric knit make it run-resistant: a snag will not grow larger.

Its weight of 330 g/m<sup>2</sup> ensures high abrasion resistance. Thanks to its antistatic coating, Aeria is protected against dust and easy to maintain.

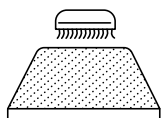


Made in France in our Bordeaux workshop  
using a patented process

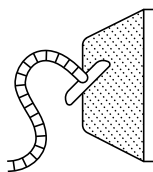


# Routine maintenance

To keep the Aeria looking vibrant, maintenance is recommended on a regular basis. We recommend dusting with a **soft brush** and **vacuuming once a year**.



Using a soft brush,  
brush the fabric surface



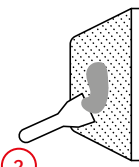
Vacuum the entire  
fabric surface

# Cleaning if soiled or stained

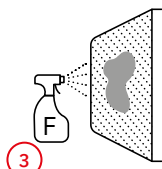
Quickly clean stains and dirt before they dry and become more difficult to remove.




**1**  
Use kitchen roll to soak up liquids.



**2**  
For stubborn stains, remove as much as possible with a soft brush or spatula without spreading the stain further.

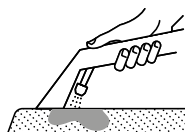


**3**  
Spray Essence F stain remover on the stain.



**4**  
Dab the stain with a clean, dry cloth, making sure to turn the cloth regularly so that the stain is always in contact with a clean part of the cloth.  
**Repeat the process if necessary.**

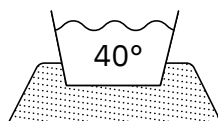
## If the stain won't go away



### Injection/extraction cleaning

For Stereo, Abso, Vibrasto, Velio curtains, Strato (acoustic panel) solutions

→ see page 6



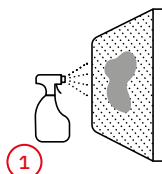
### Machine-washing

For Stereo, Abso cushion and cubes, Velio drapes, Strato (acoustic panel) solutions

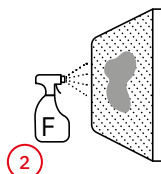
→ see page 7

# Injection/extraction cleaning


Use a Karcher Puzzi 10/1 type water injection/extraction machine.  
Fill the tank with cold water (hot water sets stains).



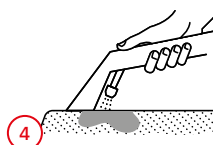
**For water-based stains (tea, coffee, wine...):**  
spray cold water generously on the stain.



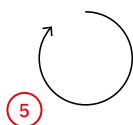
**For oil-based stains (oil, grease, mustard, ketchup...):**  
spray Essence F stain-remover generously on the stain.



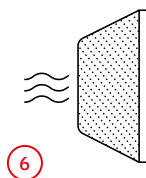
Using a soft brush, brush the stained surface and leave for 5 minutes.



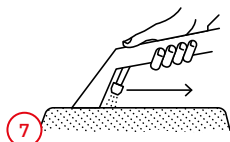
Then switch the injector-extractor to spray and suction mode repeatedly on the stain.



Repeat the above process if the stain is still there.



Leave to dry at room temperature.



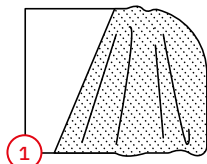
Once the desired result has been achieved, pass the injector-extractor over the entire surface in spray and suction mode to avoid leaving a ring around the stained area.

## Note

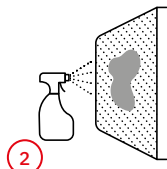
If the stain remains after repeating the above steps two or three times, you can repeat the process by spraying on Paradox multi-surface cleaner. Only spray a small amount, as Paradox is very foamy and tends to clog the filter of the injector-extractor.

# Nettoyage en machine à laver


Following machine washing, slight colour fading is possible.



Remove the cover from the product.



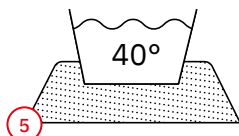
Spray a special fabric stain remover on the stain if necessary.



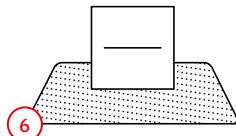
Using a soft brush, brush the stained surface from the outside inwards to avoid spreading the stain further.



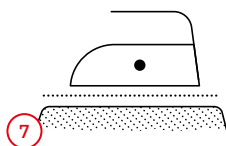
Leave the stain remover to work for the time recommended on the bottle.



Machine wash at 40°C for one to two hours



Avoid wringing out and dry in the open air, stretching the cover to prevent creases from forming.



If creases remain after drying, iron carefully with a damp cloth at a moderate temperature. **Never allow the cover to come into contact with the soleplate of the iron.**

**Texaa®** is a privately-owned company with 50 employees. Informed by continuous contact with architects and professionals in the building industry, we design, manufacture and distribute solutions to enhance the acoustic comfort of the spaces in which people live and work. **Texaa®** products are technically sophisticated, sensitive and hard-wearing. Their hallmark is the textile in which they are clad: **Aeria\*** is knitted in our workshop near Bordeaux in a palette of 30 colours. Since 1978, it has been our pride and delight to play our part in developing quality architecture in France, Europe, USA and beyond.

\*our sound-transparent textile with an exclusive **Texaa®** patent

## Updates at [www.texaa.com](http://www.texaa.com)

**Texaa®**  
textile, acoustics, architecture

**United Kingdom**  
Becket House  
1 Lambeth Palace Road  
London SE1 7EU  
+44 (0) 20 7092 3435  
[contact@texaa.co.uk](mailto:contact@texaa.co.uk)  
[www.texaa.com](http://www.texaa.com)